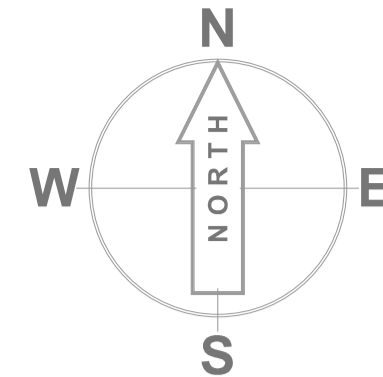


SOUTH GALLERY ROOMS 7, 8, 9, & 10



The Gallery Rooms (Level 2)

- Dimmable house lighting
- All suite are acoustically sealed
- All rooms have sun blinds
- Audio visual equipment available on request

Ceiling height

- Maximum headroom 3.25m clear to ceiling

Door dimensions

- Maximum headroom: 2m clear to door head
- Door width: 1.5m

Maximum loading

- Breakout areas: 5.0kn/m²

Lift dimensions mm

- Door Clearance 2090 h x 1100 w
- Car Interior 2400 h x 1860 w x 1550 d
- Weight loading: 16 persons / 1350 kg

- 1 Floor box type 1
2 x 13 AMP Sockets
4 x jack plugs
- 2 Floor box type 2
2 x 13 AMP Sockets
1 x 15 PIN Female PC socket
1 x video jack
1 x Switched Spur
1 x Blank Plate
- 3 Floor box type 4
2 x 13 AMP Sockets

- Blanking plate
- Ceiling Projection Mounting Point
Available on request

A 16 AMP three phase supply in adaptable box under floor
(Below raised Floor) Available on request

B 63 AMP three phase supply in adaptable box under floor
(Below raised Floor) Available on request

Floor access grommet

* Fire Exit to be kept clear at all times

TOILETS

KITCHEN

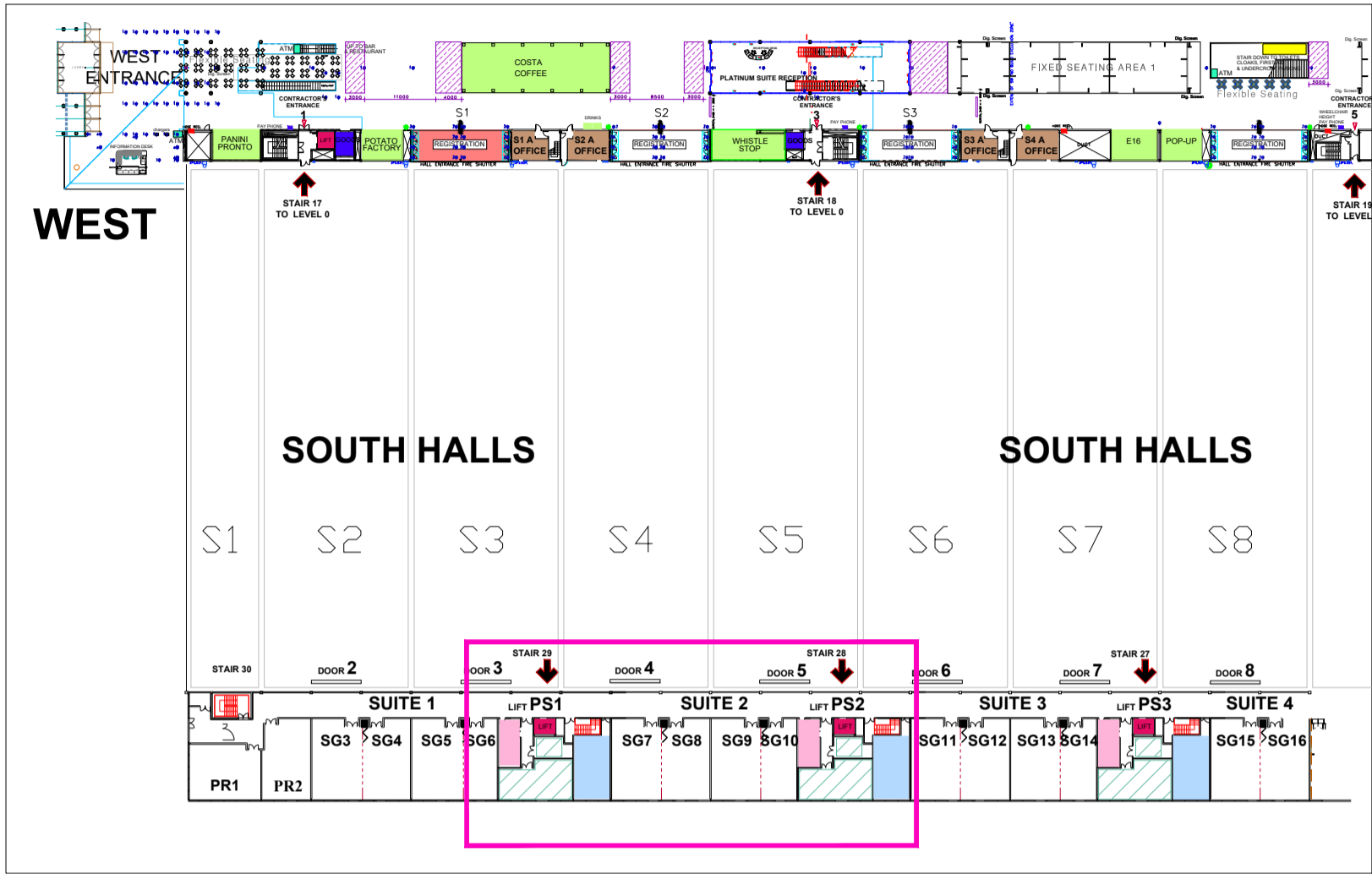
CLOAKROOM

NOT FOR PUBLIC USE


PUBLIC LIFT

GOODS LIFT

Movable wall partition



LOCATION PLAN SCALE 1:1000



SOUTH GALLERY 7 & 8
AREA: 186 M2

SOUTH GALLERY 9 & 10
AREA: 159 M2

SOUTH GALLERY 7, 8, 9, 10
AREA: 345 M2

