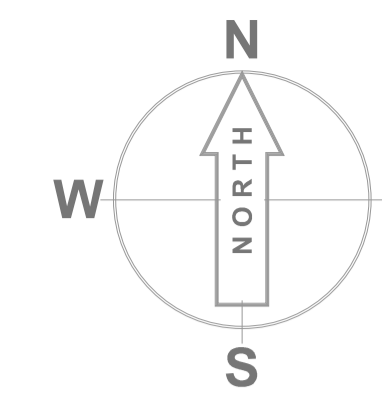


SOUTH GALLERY ROOMS 11, 12, 13, & 14



The Gallery Rooms (Level 2)

- Dimmable house lighting
- All suite are acoustically sealed
- All rooms have sun blinds
- Audio visual equipment available on request

Ceiling height

- Maximum headroom 3.25m clear to ceiling

Door dimensions

- Maximum headroom: 2m clear to door head
- Door width: 1.5m

Maximum loading

- Breakout areas: 5.0kn/m²

Lift dimensions mm

- Door Clearance 2090 h x 1100 w
- Car Interior 2400 h x 1860 w x 1550 d
- Weight loading: 16 persons / 1350 kg

- 1 Floor box type 1
2 x 13 AMP Sockets
4 x jack plugs
- 2 Floor box type 2
2 x 13 AMP Sockets
1 x 15 PIN Female PC socket
1 x video jack
1 x Switched Spur
1 x Blank Plate

- 3 Floor box type 4
2 x 13 AMP Sockets

- Blanking plate

- Ceiling Projection Mounting Point
Available on request

- A 16 AMP three phase supply in adaptable box under floor
(Below raised Floor) Available on request

- B 63 AMP three phase supply in adaptable box under floor
(Below raised Floor) Available on request

- Floor access grommet

- E * Fire Exit to be kept clear at all times

- TOILETS

- KITCHEN

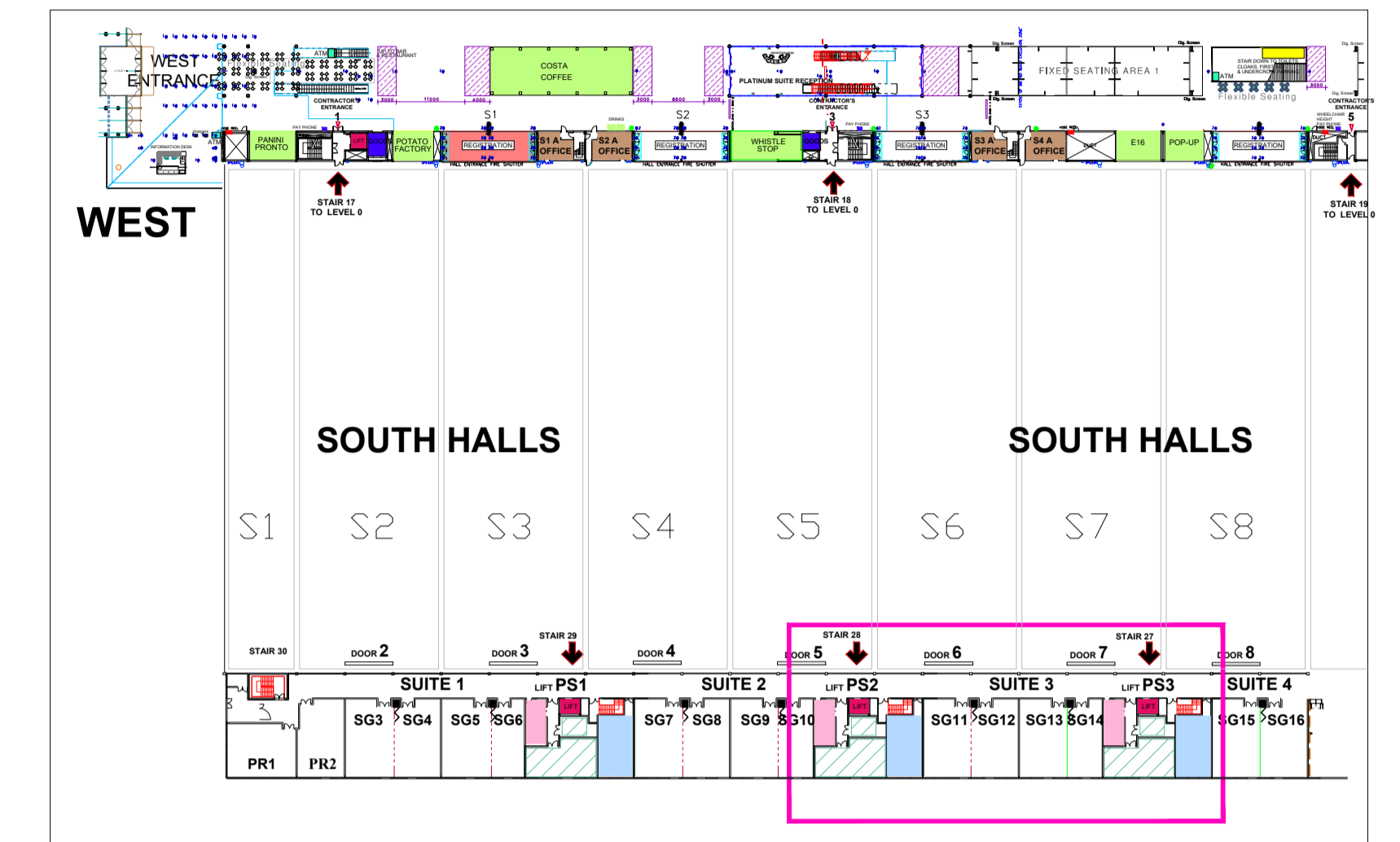
- CLOAKROOM

- NOT FOR PUBLIC USE

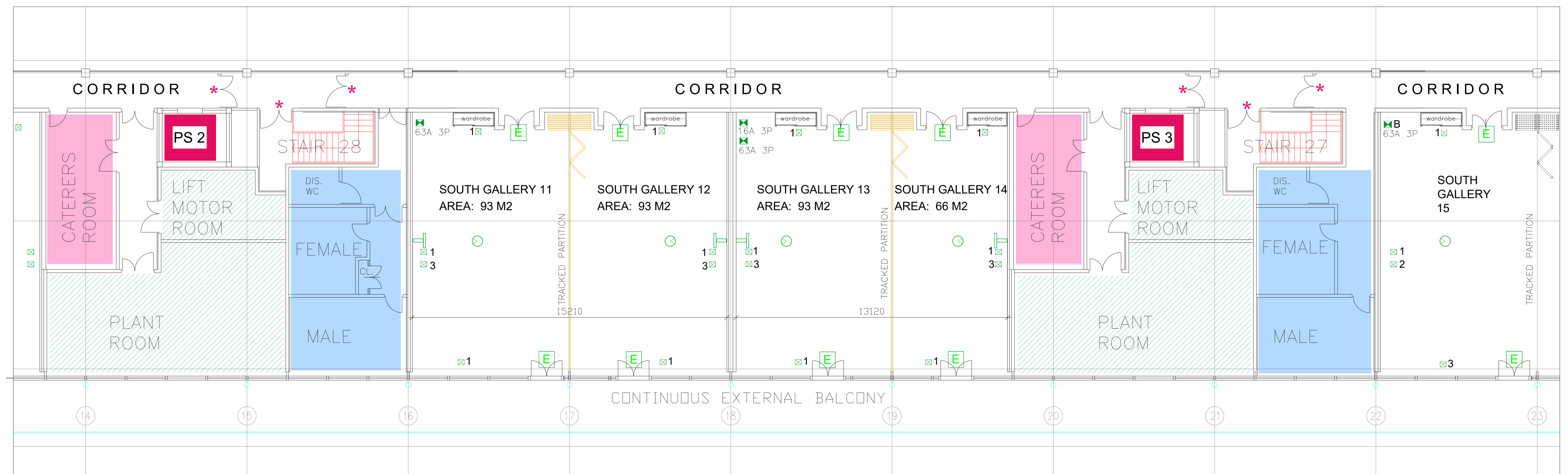
- PUBLIC LIFT

- GOODS LIFT

- Movable wall partition



LOCATION PLAN SCALE 1:1000



SOUTH GALLERY 11 & 12
AREA: 186 M2

SOUTH GALLERY 13 & 14
AREA: 159 M2

